



OLYMPUS SERIES

• STANDARD • SEMI CASSETTE



Think of the Olympus as the “Gold Standard” of our Rainier Awning line. When you select the Olympus, you receive several key product enhancements including, heavy duty torsion bars for greater unit rigidity and our unique Olympus Arms. Our Olympus arms feature sealed ball bearings and a concealed arm belt for a long life and smooth operation.

- ▼ Awning Widths up to 40 feet (Ships up to 26' in one piece)
- ▼ Awning Projections up to 13 feet
- ▼ Semi Cassette option available up to 23'0" x 13' projection
- ▼ Olympus Arms featuring sealed ball bearing & concealed arm belt
- ▼ Choose from more than 150 long lasting, fade resistant solution dyed acrylic **sunbrella** fabrics to best match your unique décor and style
- ▼ Motorized, with a full line of electronic enhancements by **somfy**
- ▼ Heavy duty torsion bar for increased unit rigidity
- ▼ Emerald Protection is included and Diamond Protection is optional
- ▼ Frame available in White, Spartan Bronze, Camel and Onyx

PRODUCT DETAILS AND TECHNICAL SPECS

WARRANTY INFORMATION

Frame: Lifetime*

Fabric: 12 Years*

Motor/Electronics: 8 Years*

*To the original purchaser


INCLUDED:



OPTIONAL:



HARDWARE COLOR OPTIONS




WHITE



CAMEL



**SPARTAN
BRONZE**



ONYX

MINIMUM WIDTHS

MINIMUM WIDTHS	
(Open Roller or Standard Hood)	
Projection	Minimum Width
6'7"	8'3"
8'2"	10'0"
10'6"	12'6"
11'6"	13'3"
13'0"	14'10"


MINIMUM WIDTHS	
(Semi Cassette ONLY)	
Projection	Minimum Width
6'7"	8'9"
8'2"	10'5"
10'6"	12'10"
11'6"	13'8"
13'0"	15'4"

MINIMUM PITCH REQUIREMENTS

6-7 Projection

1'3" Drop


6'5" Coverage



11-6 Projection

2'3" Drop


11'2" Coverage



8-2 Projection

1'7" Drop


8'0" Coverage



13-0 Projection

2'7" Drop


12'8" Coverage



10-6 Projection

2'0" Drop

10'2" Coverage



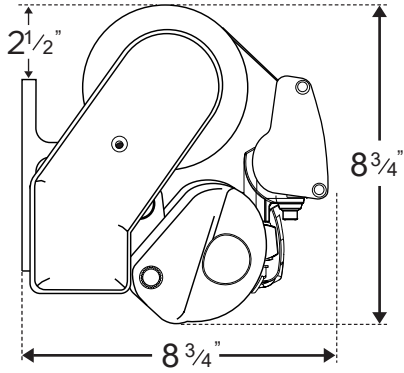
Semi Cassette Notes:

- ▶ Not available in manual operation or with standard motors
- ▶ Minimum achievable pitch setting for 13'0" projection is 3'3" drop

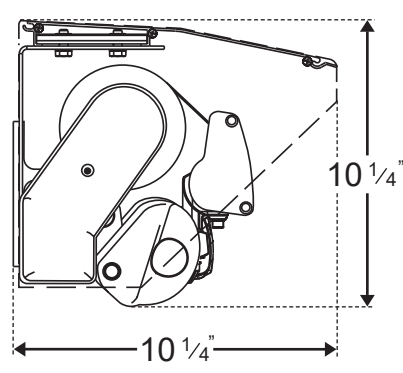
UNIT PROFILE VIEWS

OLYMPUS

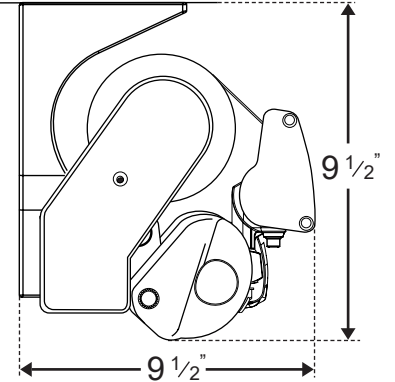
OLYMPUS - Wall Mount
(no hood)



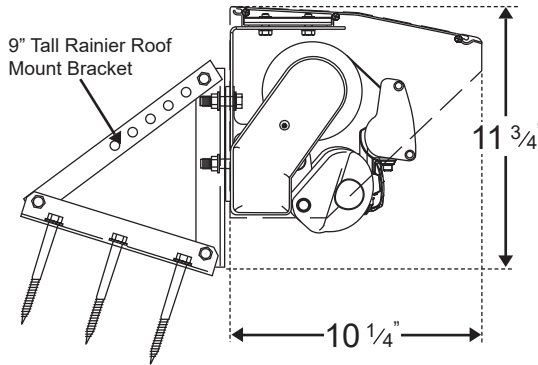
OLYMPUS - Wall Mount
(with hood)



OLYMPUS - Soffit Mount
(No hood option available)

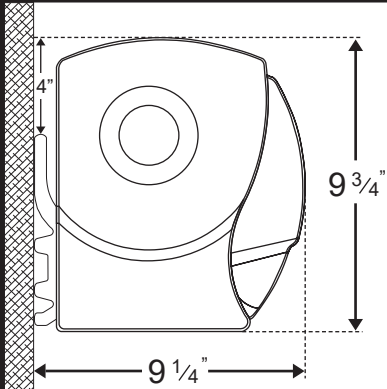


OLYMPUS - Roof Mount

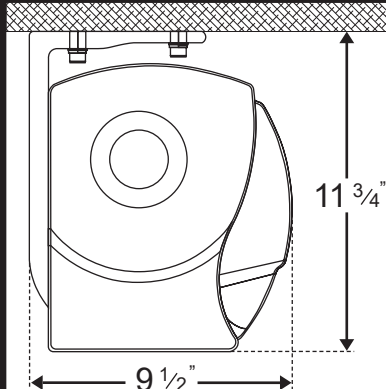


OLYMPUS WITH SEMI CASSETTE

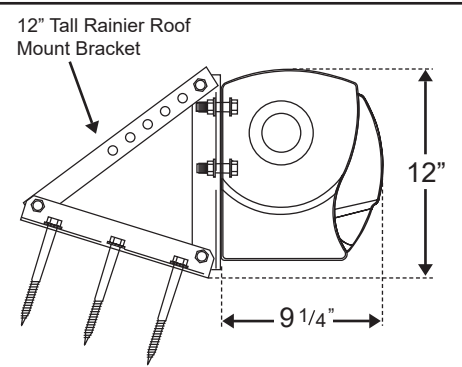
OLYMPUS with SC - Wall Mount



OLYMPUS with SC - Soffit Mount



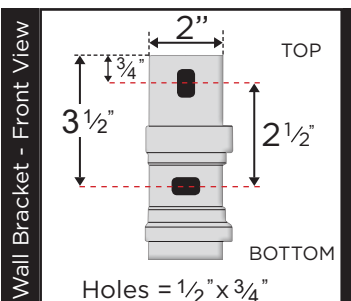
OLYMPUS with SC - Soffit Mount



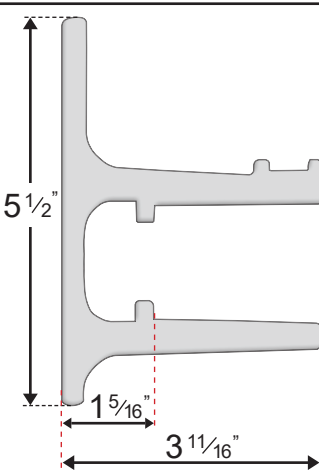
BRACKET DETAILS

40 x 40mm WALL MOUNT BRACKET

- All Sizes
- All Formats
- All Options

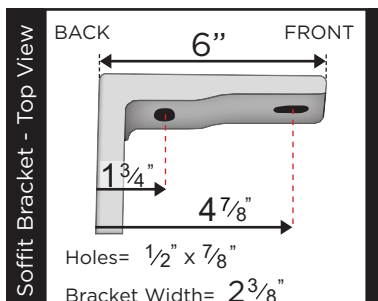


Wall Bracket - Side View

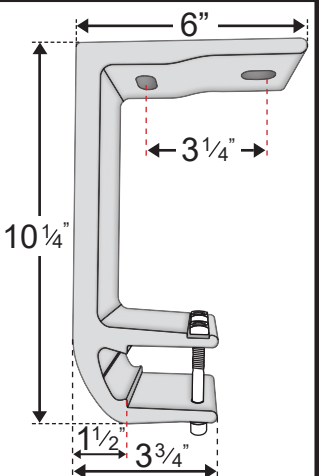


40 x 40mm EXTRUDED SOFFIT MOUNT BRACKET

- All Sizes
- All Formats
- All Options



Soffit Bracket - Side View



INSTALLATION RESOURCES

NUMBER OF ARMS BY PROJECTION

Standard Unit	2 Arms	6'7"	8'2"	10'6"	11'6"	13'0"
	Min Widths	8'3"	10'0"	12'6"	13'3"	14'10"
	Max Widths	20'0"	20'0"	20'0"	20'0"	21'11 7/8"
	3 Arms	6'7"	8'2"	10'6"	11'6"	13'0"
Semi Cassette	Min Widths	N/A	20'1/8"	20'1/8"	20'1/8"	22'0"
	Max Widths	N/A	23'11 7/8"	26'11 7/8"	30'11 7/8"	31'11 7/8"
	4 Arms	6'7"	8'2"	10'6"	11'6"	13'0"
	Min Widths	20'1/8"	24'0"	27'0"	31'0"	32'0"
Semi Cassette	Max Widths	40'0"	40'0"	40'0"	40'0"	40'0"
	2 Arms	6'7"	8'2"	10'6"	11'6"	13'0"
	Min Widths	8'9"	10'5"	12'10"	13'8"	15'3"
	Max Widths	20'0"	20'0"	20'0"	19'11 7/8"	22'11 7/8"
Semi Cassette	3 Arms	6'7"	8'2"	10'6"	11'6"	13'0"
	Min Widths	N/A	20'1/8"	20'1/8"	20'0"	23'0"
	Max Widths	N/A	23'0"	23'0"	23'0"	23'0"
	4 Arms	6'7"	8'2"	10'6"	11'6"	13'0"
Semi Cassette	Min Widths	20'1/8"	N/A	N/A	N/A	N/A
	Max Widths	23'0"	N/A	N/A	N/A	N/A

INSTALLATION BRACKET ASSIGNMENT - ALL FORMATS

Bracket Count	Projection				
	6'-7"	8'-2"	10'-6"	11'-6"	13'-0"
3	up to 12'11 7/8"	up to 12'11 7/8"	up to 12'11 7/8"	up to 10'11 7/8"	N/A
4	13' to 16'11 7/8"	13' to 16'11 7/8"	13' to 16'11 7/8"	11' to 16'11 7/8"	up to 16'11 7/8"
5	17' to 20'	17' to 20'	17' to 20'	17' to 19'11 7/8"	17' to 19'11 7/8"
6	N/A	N/A	20'0 1/8" to 22'11 7/8"	20' to 22'11 7/8"	20' to 22'11 7/8"
7	N/A	N/A	23' to 26'11 7/8"	23' to 30'11 7/8"	23' to 30'11 7/8"
8	20'0 1/8" to 34'11 7/8"	20'0 1/8" to 34'11 7/8"	27' to 34'11 7/8"	31' to 34'11 7/8"	31' to 34'11 7/8"
9	35' to 36'11 7/8"	35' to 36'11 7/8"	35' to 36'11 7/8"	35' to 36'11 7/8"	N/A
10	37' to 40'	37' to 40'	37' to 40'	37' to 40'	35' to 40'

SPECIAL FEATURES

MOUNTING & FABRIC PROTECTION

The Olympus can be ordered one of three ways:

1. A fully exposed rolled up fabric referred to as an "Open Roller" is typically used for soffit mounting or when overhead protection is provided just above the unit.
2. The "Standard Hood" is a 10 1/4" deep color matching powder coated aluminum hood with side covers. It is ideal for wall mounting or can be used for roof mounting. Adds 1" to the overall unit width.
3. The Semi Cassette provides full fabric protection with a powder coated aluminum housing and integrated front bar, ideal for any mounting and offers the cleanest look.



Open Roller

Standard Hood



Semi Cassette

IMPROVED OLYMPUS ARMS

21% more arm tension than our Rainier model for stronger, tighter fabric.

Tested to 72,000 cycles - 20% longer expected life than the Rainier model.

Thicker, contoured arm profiles for reduced arm deflection.

The Rainier brand exclusive ART arm belt is hidden for a clean, finished look.

Sealed dual ball bearing elbows with a larger radius curve for smoother operation and better arm tension.

Olympus Arm



Rainier Standard Arm



Semi Cassette